

# Union

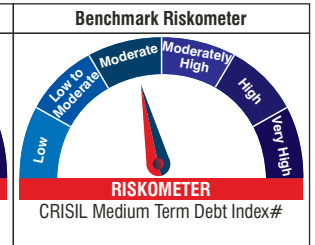
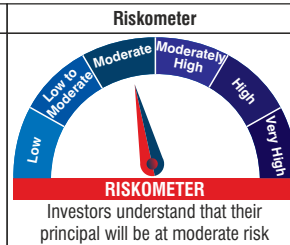
## MEDIUM DURATION FUND

(An open ended medium term debt scheme investing in instruments such that the Macaulay duration<sup>5</sup> of the portfolio is between 3 to 4 years.)

Data as on August 31, 2021  
(Unless otherwise stated)

This product is suitable for investors who are seeking\*:

- Income/Capital Appreciation over medium term
- Investment predominantly in debt and money market instruments with portfolio Macaulay Duration of 3 - 4 years



\*Investors should consult their financial advisers if in doubt about whether the product is suitable for them.

### Fund Details

#### Investment Objective

The investment objective of the Scheme is to generate income and capital appreciation by investing in Fixed Income Securities and Money Market Instruments. However, there is no assurance that the Investment Objective of the scheme will be achieved.

#### Co-fund Managers

##### Parijat Agrawal

Over 25 years of experience in Fund Management. Managing this scheme since inception.

##### Anindya Sarkar

Over 18 years of experience in Financial services sector. Managing this scheme since inception.

#### Indicative Investment Horizon

Medium Term

#### Date of allotment

14 September 2020

#### Assets Under Management

As on 31st August, 2021 : ₹ 355.38 crore

Average for August 2021 : ₹ 358.40 crore

#### Benchmark Index<sup>#</sup>

CRISIL Medium Term Debt Index

<sup>#</sup>CRISIL Benchmark Disclaimer: CRISIL Indices are the sole property of CRISIL Limited (CRISIL). CRISIL Indices shall not be copied, transmitted or distributed in any manner for any commercial use. CRISIL has taken due care and caution in computation of the Indices, based on the data obtained from sources, which it considers reliable. However, CRISIL does not guarantee the accuracy, adequacy or completeness of the Indices and is not responsible for any errors or for the results obtained from the use of the Indices. CRISIL especially states that it has no financial liability whatsoever to the users of CRISIL Indices.

#### Expense Ratio as on August 31, 2021

Direct Plan : 0.64%

Regular Plan : 1.13%

The AMC reserves the right to change the expense ratio within the limits prescribed in the SID. Includes additional expenses if, any and GST.

#### Load Structure

Entry Load: Nil

Exit Load:

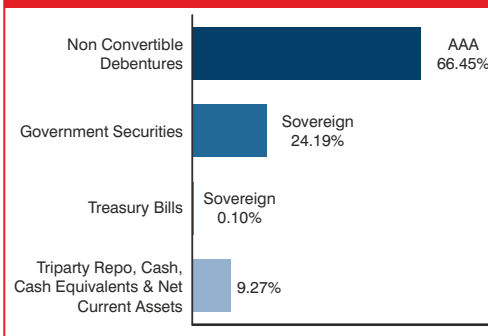
1% if units are redeemed or switched out on or before completion of 15 days from the date of allotment. Nil thereafter (w.e.f. November 04, 2020).

### Portfolio

Instrument/Rating/Issuer	% to Net Assets (Period to Maturity)					Grand Total
	Upto 30 days	>30 days upto 3 months	>1 year upto 3 years	>3 years upto 5 years	>5 years upto 7 years	
<b>NON CONVERTIBLE DEBENTURES</b>	-	-	14.12%	44.78%	7.55%	66.45%
<b>AAA</b>	-	-	14.12%	44.78%	7.55%	66.45%
Power Finance Corporation Ltd.	-	-	-	8.67%	-	8.67%
Indian Railway Finance Corporation Ltd.	-	-	-	-	7.55%	7.55%
NHPC Ltd.	-	-	-	7.52%	-	7.52%
Power Grid Corporation of India Ltd.	-	-	-	7.35%	-	7.35%
Housing Development Finance Corp Ltd.	-	-	-	7.20%	-	7.20%
SIDBI	-	-	7.11%	-	-	7.11%
REC Ltd.	-	-	-	7.03%	-	7.03%
National Bank for Agriculture & Rural Development	-	-	-	7.01%	-	7.01%
Ultratech Cement Ltd.	-	-	7.01%	-	-	7.01%
<b>GOVERNMENT SECURITIES</b>	-	-	-	24.19%	-	24.19%
<b>Sovereign</b>	-	-	-	24.19%	-	24.19%
GOI 5.22% 15.06.2025	-	-	-	8.43%	-	8.43%
GOI 5.15% 09.11.2025	-	-	-	6.98%	-	6.98%
GOI 7.27% 08.04.2026	-	-	-	5.97%	-	5.97%
GOI 5.63% 12.04.2026	-	-	-	2.81%	-	2.81%
<b>TREASURY BILLS</b>	-	0.10%	-	-	-	0.10%
<b>Sovereign</b>	-	0.10%	-	-	-	0.10%
91 DAY T-BILL	-	0.10%	-	-	-	0.10%
<b>Triparty Repo, Cash, Cash Equivalents &amp; Net Current Assets</b>	9.27%	-	-	-	-	9.27%
<b>Grand Total</b>	9.27%	0.10%	14.12%	68.97%	7.55%	100.00%

This is the current asset allocation, which may change in future. However, any such change would be in accordance with the provisions of the Scheme Information Document of the Scheme.

### Portfolio Classification by Asset & Rating Class as a % of net assets



### Quantitative Indicators

Average Maturity	Modified Duration	Macaulay Duration	Portfolio Yield
3.57 Years	2.98 Years	3.12 Years	5.29%

<sup>5</sup>Please refer to the page no. 38 of the SID on which the concept of Macaulay Duration has been explained

**MUTUAL FUND INVESTMENTS ARE SUBJECT TO MARKET RISKS, READ ALL SCHEME RELATED DOCUMENTS CAREFULLY.**

**Statutory Details:** **Constitution:** Union Mutual Fund has been set up as a Trust under the Indian Trusts Act, 1882; **Sponsors:** Union Bank of India and Dai-ichi Life Holdings, Inc.; **Trustee:** Union Trustee Company Private Limited, [Corporate Identity Number (CIN): U65923MH2009PTC198198], a company incorporated under the Companies Act, 1956 with a limited liability; **Investment Manager:** Union Asset Management Company Private Limited, [Corporate Identity Number (CIN): U65923MH2009PTC198201], a company incorporated under the Companies Act, 1956 with a limited liability. Registered Office: Unit 503, 5th Floor, Leela Business Park, Andheri Kurla Road, Andheri (East), Mumbai - 400059. Toll Free No. 1800 2002 268/1800 5722 268 • Non Toll Free. 022-67483333 • Fax No: 022-67483401 • Website: www.unionmf.com • Email: investorcare@unionmf.com